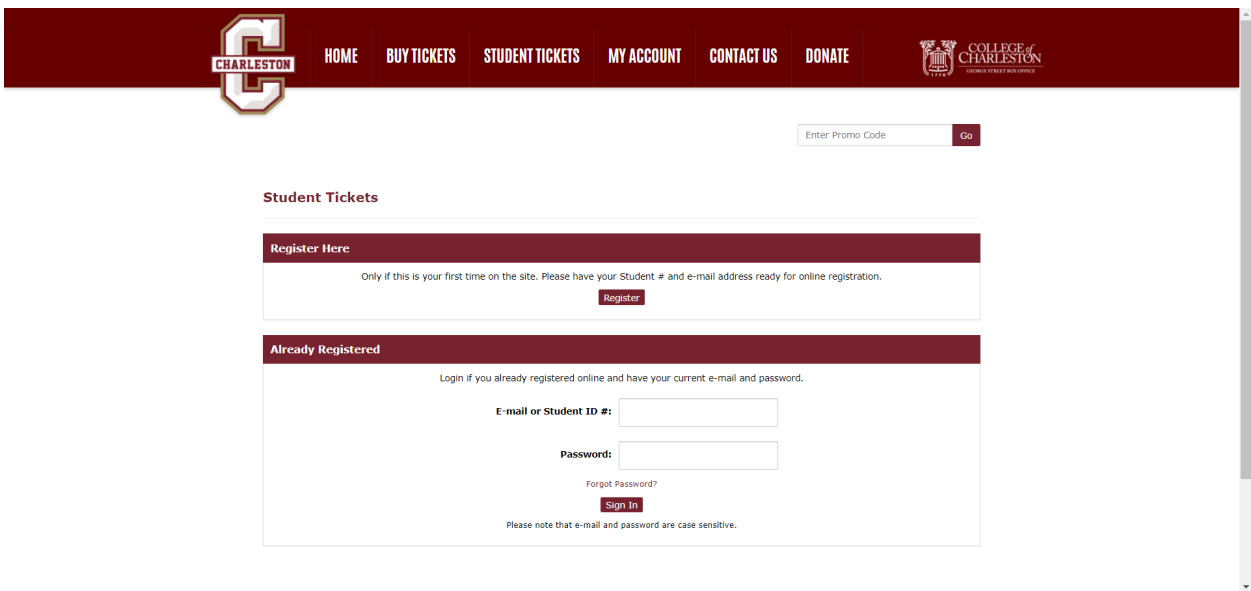



Student Account Creation & Setup

1. If you already have an account, please enter your details below, and skip this step



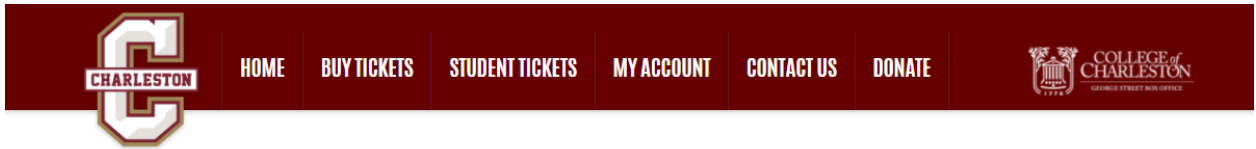
The screenshot shows the top navigation bar with the College of Charleston logo and links for HOME, BUY TICKETS, STUDENT TICKETS, MY ACCOUNT, CONTACT US, and DONATE. Below the navigation bar is a search bar for promo codes. The main content area is titled "Student Tickets" and contains two sections: "Register Here" and "Already Registered". The "Already Registered" section includes a login form with fields for "E-mail or Student ID #:" and "Password:", a "Forgot Password?" link, and a "Sign In" button. A note at the bottom of the form states, "Please note that e-mail and password are case sensitive."

2. If you have not already done so, or have not previously purchased tickets online, you will be required to setup your account. First, enter your CWID/Student ID Number to register and activate your account. (Note, to find your CWID, follow this link).



The screenshot shows the same navigation bar as the previous image. Below the navigation bar is a search bar for promo codes. The main content area is titled "Register" and contains a "Students" section. This section includes a "Student ID" field with a placeholder "[your CWID here]" and a red error message "Please enter a valid number." Below the form is an "Activate" button. At the bottom of the page, there is a "Powered By Paciolan" logo and copyright information: "Copyright © 2021 Paciolan. All Rights Reserved." Links for "Site Security", "Browser Requirements", and "Privacy Policy" are also present.

3. After entering your CWID/Student ID Number, you will be asked to confirm your email address and create a password as well as other basic contact and mailing information.
 - a. NOTE: You must use your CofC email address when registering your account. You will receive an error if you do not use your CofC email address.
 - b. Once you hit "Next", your account is setup and you'll arrive at the student landing page shown below



[Create an Account](#) [Login](#) [Go](#)

Activate Account

Please confirm all required addresses and phone numbers are completed for your account.

[Your Name]
[Your CofC Email]@g.cofc.edu
Account Number [Your CWID]

Your Information

* Email
* Confirm Email
* Password
* Confirm Password
Note: Your email address will also be your user name to sign in.

Phone Numbers

Cell
Home
Business

Billing Address


Country
* Address 1
Address 2
* Zip
City
State

Also use this address for

Secondary Address

[Cancel](#)

[Next](#)



[Manage My Account](#) [Logout](#) [Go](#)

Please Select One of the Following:

- [Student Season Tickets](#)
- [Student Single Tickets - Theatre & Dance](#)
- [Student Single Tickets - IPS](#)



Upcoming Events [Full Calendar](#)

20	7:30 pm	Onsale: 8/24/2021 10:00 am
MAR 27	Wanderlust: A Dance Concert	2:00 pm Onsale: 8/24/2021 10:00 am
APR 14	Cabaret	7:30 pm Onsale: 8/24/2021 10:00 am
APR 15	Cabaret	7:30 pm Onsale: 8/24/2021 10:00 am